

TRUCK-MOUNTED CONCRETE PUMP S 36 X



SCHWING TRUCK-MOUNTED CONCRETE PUMP S 36 X

THE MULTI-FUNCTIONAL 36-M-PUMP

At construction sites around the world, truck-mounted concrete pumps of the 30 m class are by far the most widely used. On account of their high utilization, these machines are an integral part of the vehicle fleets of uncounted pump services.

The base vehicle of the S 36 X is a three-axle, short-wheelbase truck with a gross vehicle weight rating of 27.5 t and a semi sleeper cab. This provides weight reserves of up to 3 t. In an environment in which truck-mounted concrete pumps are ever more frequently monitored by road legislation, this is an invaluable advantage over conventional machines.

The configuration and layout of the body are characterized by space and weight reserves. The tanks for hydraulic fluid and cleaning water are positioned far forward at the boom base, so that the rear axles have greater weight reserves for additional loads. Equipped with a hinged side board as standard, the S 36 X has enough space to transport necessary additional hoses or pipes in an easily accessible operator friendly height.



The basic substructure of the 36 X as well is SCHWING's own anti-torsion frame, which transfers the outrigger forces directly to the corner points of the frame when the outriggers are deployed. Compared to other concepts with trestle frames, this construction ensures absolutely smooth operation during pumping – particularly in the rear area of the machine.

Thanks to their combination of front X- and rear H-outriggers, SCHWING truck-mounted concrete pumps can operate without the space-hogging slewing outriggers common in this class. Consequently, they require an 80 % smaller footprint.

As in all SCHWING truck-mounted concrete pumps, the outrigger cylinders of this machine are mounted in square tubes, so that the hydraulic cylinders are protected against buckling forces and their piston rods are shielded from damage.

The machine's turret, adopted from the 40 m class, has a slewing range of 740°. This means that the operator can immediately move into the working position without being constrained by any lateral obstacles.


The pipes change sides along box profiled boom, so that no unnecessary torsion forces is exerted on the boom. The close alignment of the pump line and a knuckle angle of 238° at the last boom section make for superior slip and threading properties of the boom. And when concreting is finished, the Roll and Fold technology displays its superiority over the simple Z-folders: The end hose is automatically caught when the boom is collapsed. No folding acrobatics are necessary.



The hinged sideboard with the hose storage allows safe and operator friendly stowing of accessories and 3m long hoses or pipes.



The aluminium decking is free of any foot traps.



Due to the combination of front X and rear H outriggers the S 34 X can set up without the space hogging footprints of the other outrigging systems.



The turrets dimensions allow for easy maintenance access.

TECHNICAL DATA

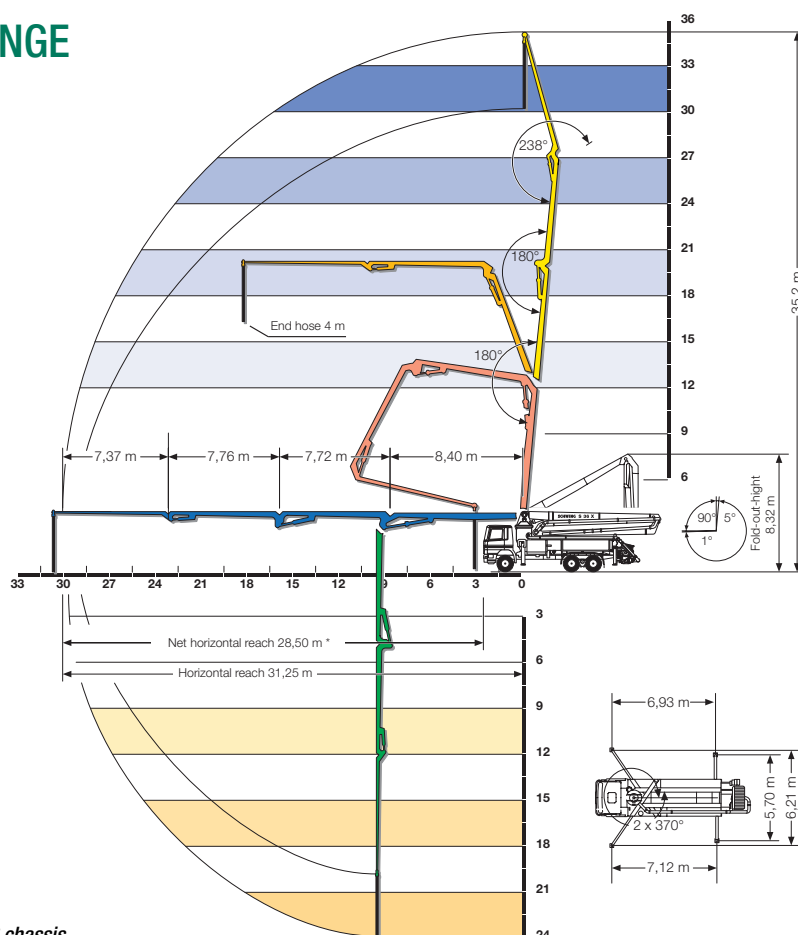
Pump battery P 2023-110 / 75

Hydraulic drive		380 l/min	535 l/min	636 l/min
Max. theor. output	m ³ /h	96	138	164
Max. number of strokes	min.	19	28	33
Max. concrete pressure	bar	85	85	85

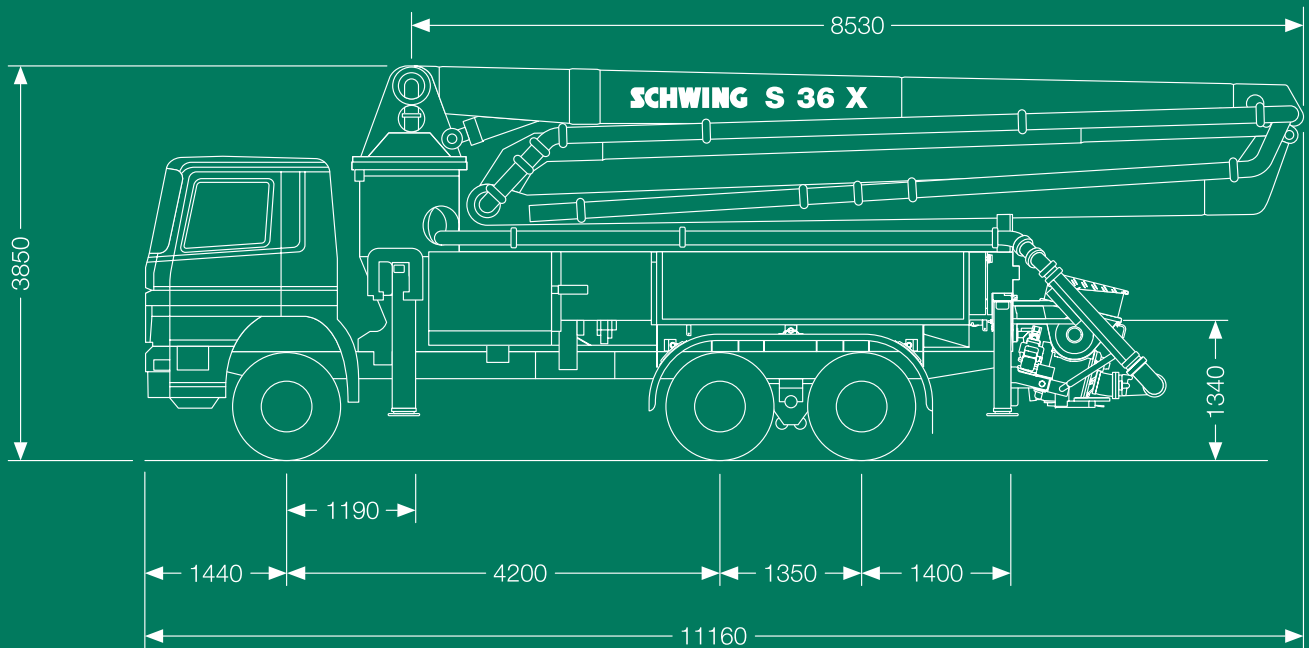
Placing boom		36 R
Delivery line diameter		DN 125
Length of end hose	m	4,0
Vertical reach	m	35,20
Horizontal reach	m	31,25
Number of articulations		4
Height of articulations	m	12,4 / 20,1 / 27,8
Slewing range		2 x 370 °
Outrigger load, front	kN	190
Outrigger load, rear	kN	150

WORKING RANGE

S 36 X



* Built on MB chassis



SCHWING-STETTER MOVES CONCRETE. **WORLDWIDE.**

Wherever concrete is produced and moved is where you will find Schwing-Stetter machinery.

With plants in Germany, Austria, USA, Brazil, Russia, China and India as well as with more than 100 sales and service facilities, the group of companies is always close to the customer.

Our wide range of products with something for every application is what makes Schwing-Stetter the No. 1 system supplier for concrete machinery worldwide.



SCHWING GMBH
P.O. Box 20 03 62 . D-44653 Herne / Germany
Phone (0) 23 25 / 9 87-0 . Fax (0) 23 25 / 7 29 22
www.schwing.de . info@schwing.de

Subject to modifications in the
interest of technical progress.
The exact standard scope of