

Technical sheet :

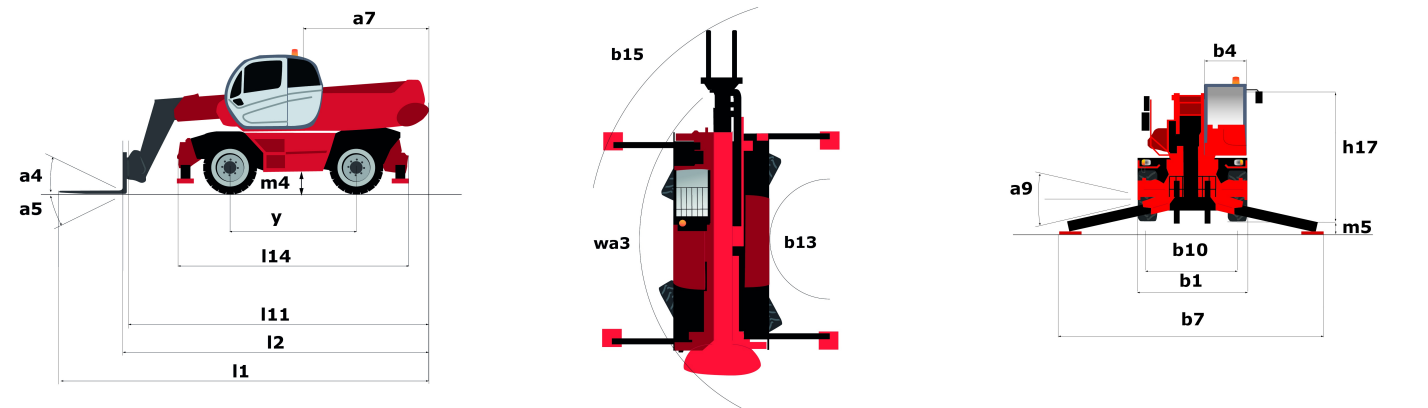
# **MRT 2150 PRIVILEGE PLUS**

---



Capacities		Metric	Imperial
Max. capacity	Q	4999 kg	11021 lbs
Max. lifting height	h3	20.9 m	68 ft 7 in
Max. Reach	l4	17.9 m	58 ft 9 in
Weight and dimensions			
Overall width	b1	2.49 m	8 ft 2 in
Overall height	h17	3.05 m	10 ft
Overall cab width	b4	0.99 m	3 ft 3 in
Outer frame turning radius	Wa3	5.23 m	17 ft 2 in
Ground clearance	m4	0.35 m	1 ft 2 in
Wheelbase	y	3.05 m	10 ft
Tilt-up angle	a4	12 °	12 °
Tilt-down angle	a5	105 °	105 °
Turret rotation		360 °	360 °
Overall weight		17930 kg	39529 lbs
Forks length / width / section	l / e / s	1200 mm x 50 mm x 15 mm	47.244 in x 1.969 in x 0.591 in
Wheels			
Tyres type		Pneumatic	Pneumatic
Steering wheels (front / rear)		2 / 2	2 / 2
Drive wheels (front / rear)		2 / 2	2 / 2
Stabilisers			
Stabs Type		Telescopic Duplex	Telescopic Duplex
Controls with stabs		Stabs Commands Individual or Simultaneous	Stabs Commands Individual or Simultaneous
Engine			
Engine brand		Mercedes	Mercedes
Engine norm		Stage IV / Tier 4 Final	Stage IV / Tier 4 Final
Engine model		OM 934 E4-5	OM 934 E4-5
I.C. Engine power rating / Power (kW)		156 Hp / 115 kW	156 Hp / 115 kW
Max. torque / Engine rotation		675 Nm/m @ 1500 tr/min	675 Nm/m @ 1500 tr/min
Number of cylinders - Capacity of cylinders		4 - 5130 cm³	4 - 313.05 in³
Injection		engine Injection direct	engine Injection direct
Engine cooling system		Water	Water
Number of batteries		2	2
Battery / Batteries capacity		12 V / 120 Ah	12 V / 120 Ah
Drawbar pull (Laden)		8700 daN	8700 daN
Transmission			
Transmission type		Hydrostatic	Hydrostatic
Number of gears (forward / reverse)		2 / 2	2 / 2
Max. travel speed (may vary according to applicable regulations)		40 km/h	24.9 mph
Parking brake		Automatic Negative Hand-brake	Automatic Negative Hand-brake
Service brake		Hydraulic	Hydraulic
Hydraulics			
Hydraulic pump type		Gear Pump	Gear Pump
Hydraulic flow		115 l/min	115 l/min
Hydraulic Pressure		275 Bar	19 PSI
Tank capacities			
Hydraulic oil		225 l	49.49 gal
Fuel tank		305 l	67.09 gal
Diesel Exhaust fluid (AdBlue® type)		57 l	12.54 gal
Noise and vibration			
Noise at driving position (LpA)		79.7 dB(A)	79.7 dB(A)
Noise to environment (LwA)		108 dB(A)	108 dB(A)
Vibration to whole hand/arm		< 2.50 m/s²	< 2.50 m/s²
Miscellaneous			
Controls		2 Joysticks	2 Joysticks
Safety cab homologation		Cab ROPS - FOPS Level 2	Cab ROPS - FOPS Level 2
Attachment recognition system (E-Reco)		Standard	Standard

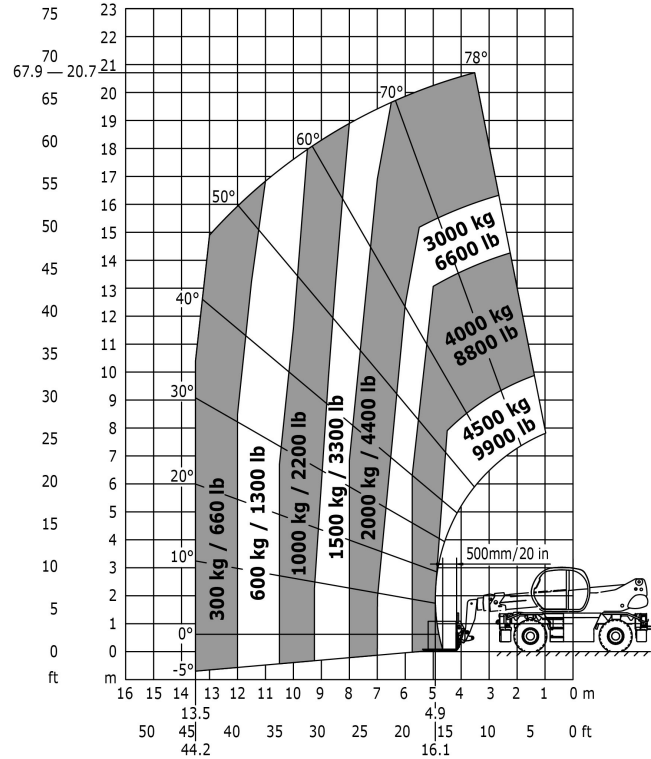
# Dimensional drawing



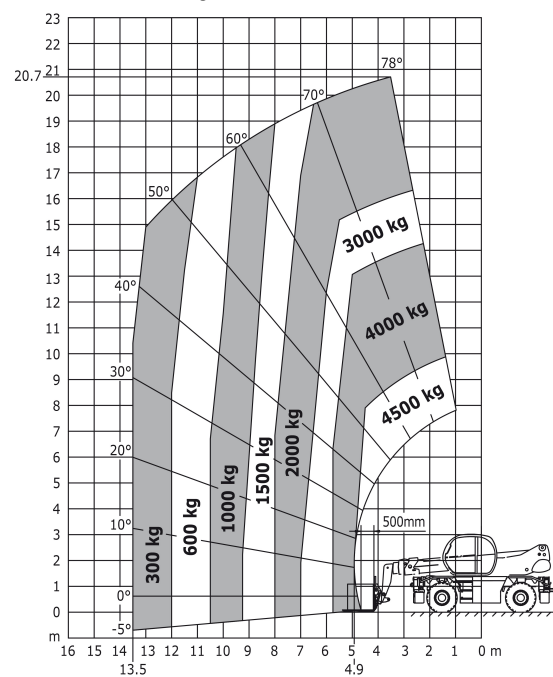
Other data		Metric	Imperial
Overall length (with forks)	l1	6.87 m	22 ft 6 in
Length to face of forks	l2	6.87 m	22 ft 6 in
Length of frame	l14	5.35 m	17 ft 7 in
Wheelbase	y	3.05 m	10 ft
Ground clearance	m4	0.35 m	1 ft 2 in
Counterweight offset (turret at 90°)	a7	2.68 m	8 ft 10 in
Tilt-up angle	a4	12 °	12 °
Tilt-down angle	a5	105 °	105 °
Overall length at stabilisers	l12	5.22 m	17 ft 2 in
Outer frame turning radius	Wa3	5.23 m	17 ft 2 in
Outer turning radius (with forks)	b15	5.23 m	17 ft 2 in
Overall width	b1	2.49 m	8 ft 2 in
Overall width with stabilisers extended	b7	5.55 m	18 ft 3 in
Overall cab width	b4	0.99 m	3 ft 3 in
Overall height	h17	3.05 m	10 ft
Frame Levelling Corrector	a9	8 °	8 °

# Load chart

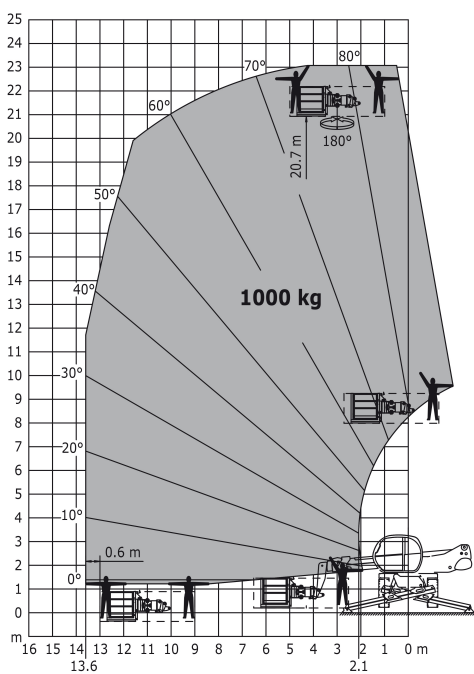
Load Chart metric



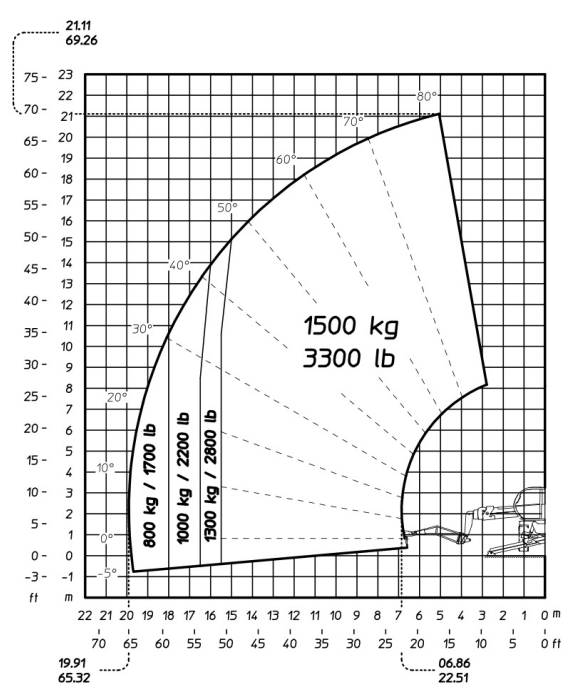
Machine on tyres with forks Metric



Rotation on lowered stabilisers with 1000 kg platform Metric

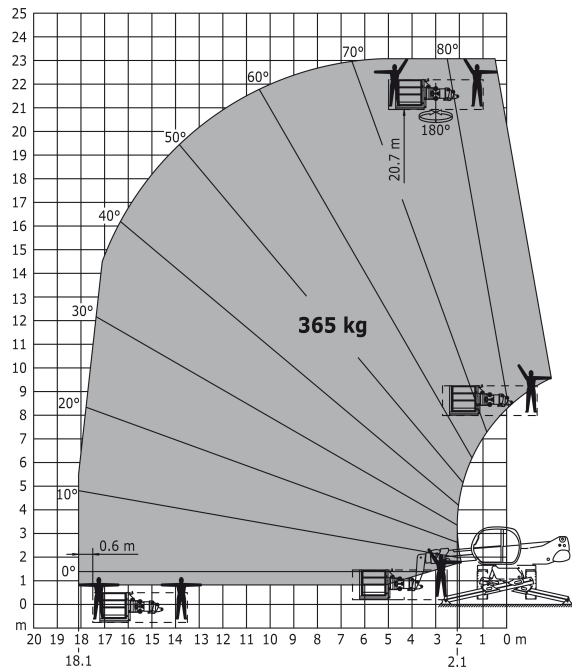


Rotation on lowered stabilisers with 1500 kg jib Metric

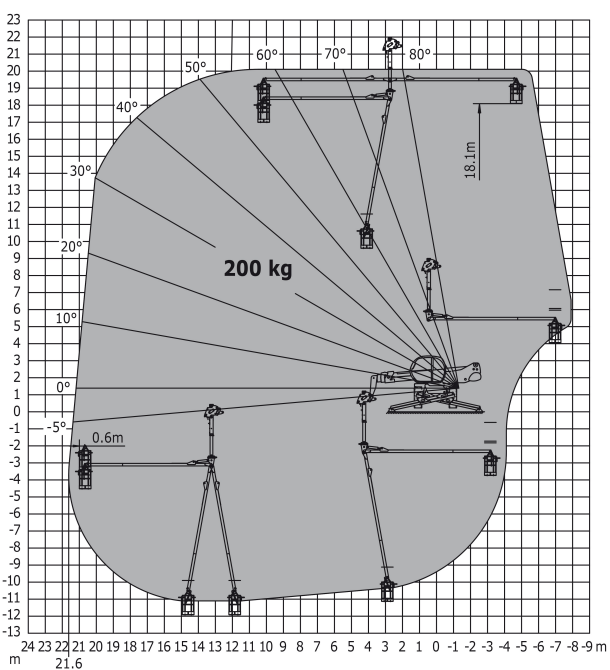




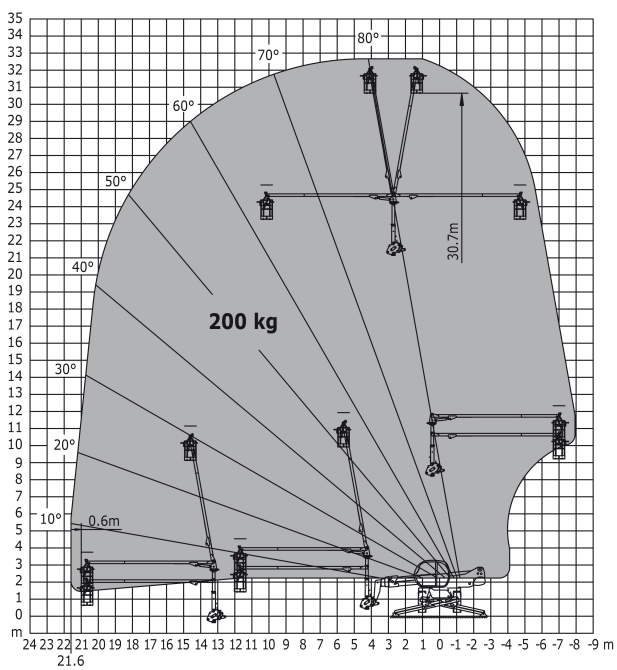
Rotation on lowered stabilisers with 365 kg platform Metric



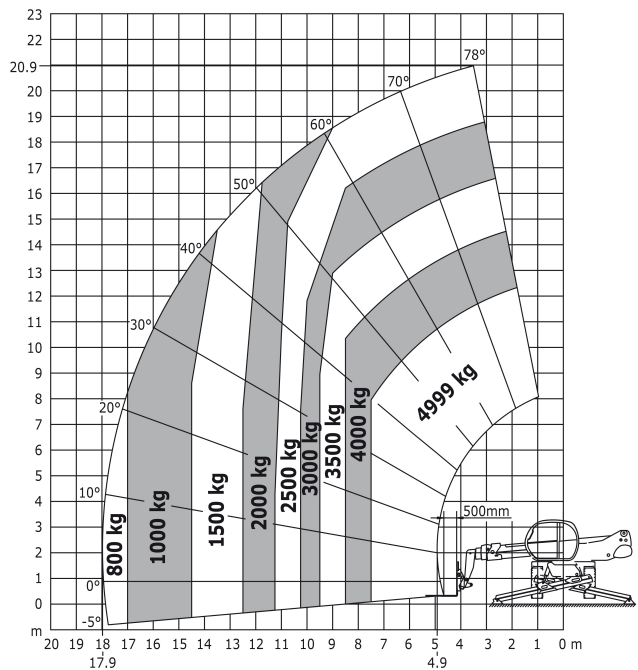
Rotation on lowered stabilisers with 3D negative Metric



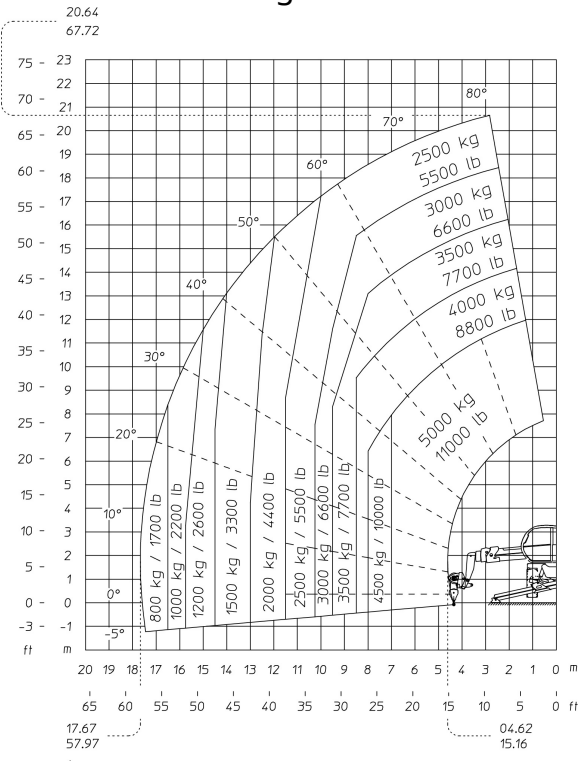
Rotation on lowered stabilisers with 3D positive Metric




Rotation on lowered stabilisers with forks Metric



Rotation on lowered stabilisers with winch  
5000 kg Metric





Siège Social

430 rue de l'Aubinière - 44150 Ancenis Cedex - France

Tel: +33(0)2 40 09 10 11 - Fax: +33 (0)2 40 09 10 97

[www.manitou.com](http://www.manitou.com)



This brochure describes versions and configuration options for Manitou products which may be fitted with different equipment. The equipment described in this brochure may be standard, optional or not available depending on version. Manitou reserves the right to change the specifications shown and described at any time and without prior warning. The manufacturer is not liable for the specifications given. For more information, contact your Manitou dealer. Non-contractual document. Product descriptions may differ from actual products. List of specifications is not comprehensive. The logos and visual identity of the company are the property of Manitou and may not be used without authorisation. All rights reserved. The photos and diagrams contained in this brochure are provided for information only.

MANITOU BF SA - Limited company with board of directors - Share capital: 39,668,399 euros - 857 802 508  
RCS Nantes